







Overview

Description	Data	Status	Notes
Number of technical support and training sessions delivered to teachers this week	16		Assisted 16 teachers on various issues such as frog Assignments, Quiz report, taking the evidence and on MS Teams how to see participants, how to use camera etc.
Number of parents and students' enquiries handled this week	133		Most of the inquiries were for online resources username and password, technical issues, Microsoft Teams and software renewal.
Total no. of teachers creating ≥ 2 assignments/Total no. of teachers	8/71 (11%)		8 Teachers have used frog assignments this week. If any other platforms are being used for assignments creating, HoDs or Subject leaders are advised to generate reports.
No. of students submitting assignments	57/667 (9%)		Teachers must implement a marking system for the students who submit the assignments on time. Moreover, most of the assignments due dates are 4 th ,5 th 7 th of April
Total number of sites created on Frog	489		The number of sites created has significantly plummeted this week. This is mainly due to the need of sharing digital lessons with the students. What was noticed is the highest number of sites created this week was by Arabic teacher Mr Saeed Kundos.
Total number of students logged in to Frog	77%		77% students have logged in to frog which is very high percentage since the beginning of the academic year.
Total number of active users on Teams			To be checked by the school Microsoft Admin
Total number of active channels on Teams			To be checked by the school Microsoft Admin
Total number of students who logged in from Teams Browser version only			To be checked by the school Microsoft Admin